

The Great Western News

March 2009



Ask Mr. Janitor :
We are being asked to do more with less during these tough times. How about you?



Mr. Janitor Answers :
During these tough times, we have to make every penny count. The good news is that there are ways to stretch our resources. Let's look at two ideas.

Some Considerations For Difficult Economic Times

Let's take a moment and look at some of our very routine tasks. By looking at what we are doing, we may find ways to simplify our work as well as save time and money. On the back of this newsletter is a guide to restroom care. Not counting the drain maintenance step, there are 10 other steps where cleaning and sanitizing chemicals are used. It would not be unusual to see at least four or more different chemicals being used to accomplish these ten steps.

Think of the simplicity and cost savings if you could use just one product to accomplish these ten cleaning and sanitizing steps! Such a dynamic product does exist. It is Envirox™. Envirox™ is an environmentally friendly and people friendly, green, pH neutral, hydrogen peroxide cleaner with an EPA Registration Number which means it is an EPA approved virucide and sanitizer that kills 99.99% of specified viruses and bacteria. It is also an outstanding cleaner. Envirox™ can clean and / or sanitize any water safe surface within your facility, and it will clean better than many other cleaners and degreasers. What makes Envirox™ so appealing is its low cost-in-use price point along with its versatility, power and safety. Envirox™ is a powerful cleaner and sanitizer, yet it is safe for people and the environment. Even though it has a neutral pH of 7, it cuts greases and soils that normally require harsh products with a very high or a very low pH. It can be used on any surface that is water safe, including carpet. With Envirox™, you have a cleaner/sanitizer that will handle most of the cleaning/sanitizing tasks within your facility. Envirox™ cleans and degreases like a champ, will simplify your life and save you time and money. It is that good. Really!

Something else to look at are your can liners. Is there excess hangover down the container? Do you double bag? Do your bags ever rip or tear? Do you use a heavy weight bag for what are usually moderate loads? Using the best size bag for your containers and using the best weight for the job is another way you may find some savings within your operation. We handle a wide variety of can liners. We can match the proper bag to your containers and their uses.

Let us demonstrate Envirox™ at your facility so you can see what an amazing and versatile product it is. Please call us at our Davenport office at 563/445-6644 or in the Cedar Rapids / Iowa City area at 319/395-0445 to arrange a no cost, no obligation demonstration at your facility.



Provided by:



Great Western Supply Co.




1 Gather equipment. Prepare area. Place "Restroom Closed" sign at the door.



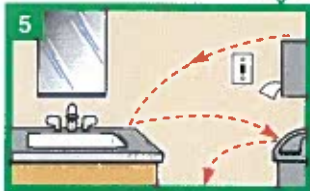
2 Wear proper personal protective equipment.



3 Spray inside and outside of toilets. Don't flush. Allow time for the disinfectant to work.



4 Spray and wipe sinks, counters and mirrors. Allow disinfectant to dwell.




5 Dust from top to bottom, pick up trash as you go.



6 Dust mop the floor.



7 Refill supplies and clean all dispensers.



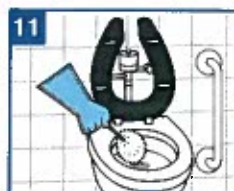
8 Remove trash, disinfect trash can and replace liners.



9 Remove graffiti and disinfect all high touch surfaces.



10 Clean both sides of the entrance doors with a disinfectant.



11 Use bowl mop as a plunger to remove excess water. Scrub inside of toilets. Flush.



12 Wipe outside of toilets. Change or rinse cloths frequently.



13 Clean the walls around the toilet and polish chrome.



14 Treat drains with drain maintainer if necessary.



15 Wet mop with a disinfectant cleaner.



16 Inspect your work and report any repairs as needed.

Envirox Can Handle All of The Cleaning And Sanitizing Jobs Shown Here

= Green Cleaning Process

Green Cleaning Tips

- Always apply the cleaner in a stream or onto the cloth.
- Use properly diluted products, preferably through a dispensing system.
- Make sure all spray bottles are properly labeled.
- Never mix cleaning products together.
- Periodically machine-scrub restroom floors with a disinfectant.
- Make sure appropriate dwell times for disinfectants are followed.
- Use microfiber cloths when possible, and use color-coded cloths by area.

Great Western Supply Company

116 East 53rd Street
Davenport, IA 52806

563-445-6644

Fax: 563-445-6654

www.greatwesternsupply.com

Pro-Link, Inc.

Telephone: 800-74-LINKS

www.prolinkhq.com